

Chicago Pneumatic: full offer, global presence



TMD



IVR



Filter



Dryer



Air Receiver



CPE



Chicago Pneumatic Compressor
 Sveanagar, Mumbai Pune Highway, Dapodi,
 Pune - 411012 Maharashtra, India.
 ☎: + (91) 93 7191 9200 / 93 7106 0896



Design
 Manufacture Sales and
 Service of air compressors,
 Air dryers and air filters



ISO 9001
 Chicago Pneumatic's
 Environmental Management System
 forms an integral part of each
 business process.



ISO 14001
 ISO 14001 EMS
 forms integral part of
 each business process.

Regional Customer Centres

BRANCH	ADDRESS	SALES ↘	SERVICE ↘	EMAIL
WEST	Rushabh, II Floor, Near American Heart Institute, Ghodbunder Road, Thane (W) 400601	93241 74565	93256 36552	sales.west@cp.com service.west@cp.com
NORTH	Unitech Business Park, Tower - A, First Floor, Block - F, Sector -41, South City -I ,Gurgaon - 122001	93124 06866	93124 17744	sales.north@cp.com service.north@cp.com
EAST	Trinity Plaza, 2nd Floor, East Wing, 84/1A, Topsia Road, (South) Kolkata 700 046	93322 90559	93322 91224	sales.east@cp.com service.east@cp.com
CENTRAL	4th Floor, Block A, Amsri Shamira Building, Old Lancer Lines, Secunderabad 500 025	93900 38582	93924 06641	sales.central@cp.com service.central@cp.com
SOUTH	No.1-A, Kushal Garden, Peenya Industrial Area, Peenya 2nd Phase, Bangalore - 560 058	93677 87070	93421 44450	sales.south@cp.com service.south@cp.com

Area offices : Ahmedabad, Baroda, Chandigarh, Chennai, Pune
 Resident Offices : Coimbatore, Erode, Kochi, Jaipur, Raipur, Vizag

Dealer Representation at :

- Ahmedabad • Aurangabad • Bangalore • Baroda • Bhubaneswar • Belgaum • Bellari
- Bhopal • Chandigarh • Chennai • Cochin • Coimbatore • Dehradun • Delhi • Durgapur
- Faridabad • Gandhidham • Gurgaon • Guwahati • Hospet • Hyderabad • Indore • Jaipur
- Jammu • Jamshedpur • Jodhpur • Kanpur • Karimnagar • Kathmandu • Katni • Kolhapur
- Kolkata • Lucknow • Ludhiana • Madurai • Mumbai • Nagpur • Nashik • Nellore • Noida
- Patna • Phuntsholing • Puduchery • Pune • Raipur • Rajkot • Silvassa • Surat
- Thane • Tirupur • Udaipur • Vaizag • Vapi

Toll Free No : 1800 200 0040

www.cp.com

© 2010, Chicago Pneumatic. All rights reserved. All mentioned brands, product names, company names, trademarks and service marks are the properties of their respective owners. Our products are constantly being developed and improved. We thus reserve the right to modify product specifications without prior notice.



Chicago Pneumatic



CPM

People. Passion. Performance.

© Sense Bite Design Studio, India. AIM/CPMRev01/Apr15/qty/9096405812

Over 100 years industrial presence in India

Chicago Pneumatic (CP) is a global leader in the design, manufacture and distribution of high-performance compressors. In addition to pioneering design, high impact technology and durability, Chicago Pneumatic means Customer Value. Our goal is to deliver best-in-class global service and local support to our customers through a dedicated product portfolio and a strong network of authorized distributors. We generate added value by delivering the best solution to your needs based on our decades of experience.

Today, CP is a global brand that offers products for countless applications and almost every industry. We are also proud to say that after all these years, CP still stands for reliability, durability and customer value.

Decades of Innovation

1915

Trading operations

1957
1958

Consolidated Pneumatic Tool Company (India) Ltd was incorporated

1971

Factory at Nashik

1984

Factory at Halol

1985

New Pistons Technology Launched

1987

Chicago Pneumatic becomes part of Atlas Copco

1993

51% Foreign Shareholding Chicago Pneumatic India Ltd.

1994

ISO Certification

2001

Chicago Pneumatic merged with Atlas Copco in India

2015

Completing 100 years in India

Screw Element



Main Benefits:

- Excellent performance
- Assured reliability
- Longer life
- Continuous duty operation
- Lower oil residual in compressed air
- Pulsation free air

Why tropical design is essential ?

	European Condition	Tropical Condition
Temp	Max 20° C Min Sub Zero	Max 50° C Min Varying
Enviro'	Dust Free, Pressurized & Ventilated	Dusty industrial
Mindset	Use & Throw	Use & Continue using

Design for tropical condition:

- Pre tensioned flexible drive
- Pre filter panel
- Pressurized canopy
- Natural ventilation passage
- Effective cooling

Why Choose CPM ?



Yesterday's

Compare the two technologies

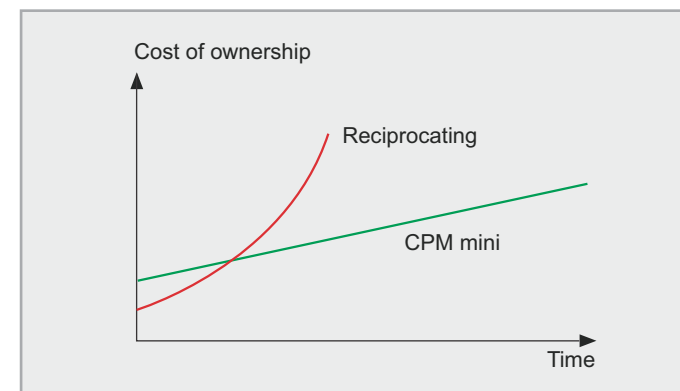


Today's

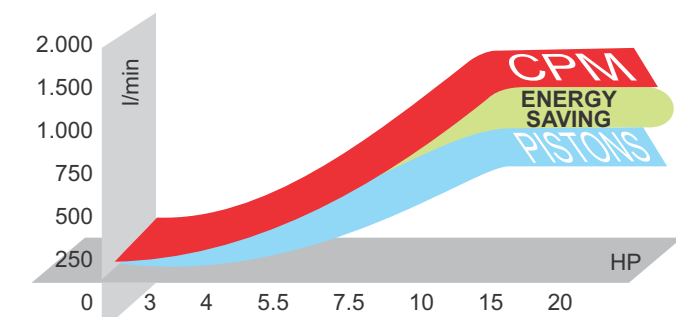


PISTON COMPRESSORS		SCREW COMPRESSORS
70 - 75% of the intake air	Air yield	95% of the intake air More air for less power
Greater than 80 dB(A)	Sound level	From 61 to 65 dB(A) Almost as low as most household appliance
For intermittent use	Operation	For continuous use An industrial technology
High content of residual oil and humidity	Air quality	Low oil content and dry air in the version with dryer Cleaner air for better production
Alternating and pulsating	Compression	Continuous and consistent Uniform pressure in line for better functioning utility
High	Vibrations	Absent More reliable components
Thermal circuit breaker	Standard protections	Magnetic and thermal circuit breaker Greater operator safety

Cost of Ownership



Energy Savings



Product Variant



CPM TM (Tank Mount)

- Your silent workmate with minimum foot print
- CPM TM has a the service friendly design ensuring 100% continuous operation

CPM TMD (Tank Mount + Dryer)

- Ultimate All In One Package delivering dry compressed air
- Dry air ensures protection to downstream equipments in turn giving excellent quality end product



Serviceability



Simple, Quick & Low Cost Maintenance

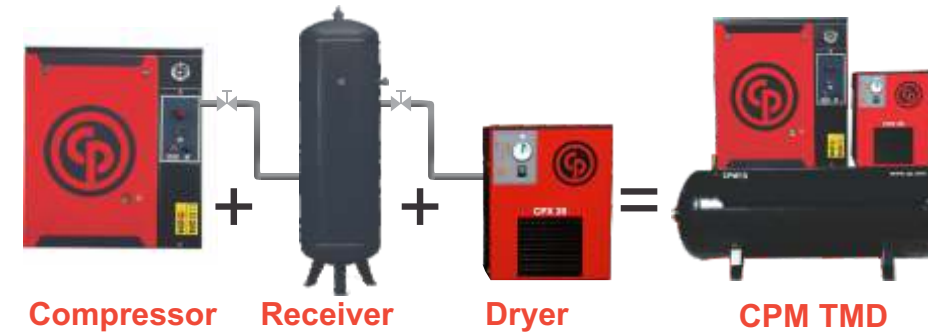
- Service points are easily accessible from one removable door.
- Spin-on oil separator and filter for quick maintenance.
- Visible oil level display.
- Simple control panel.

Quiet Operation

- Rotary screw technology
- Sound enclosure helps in noise reduction



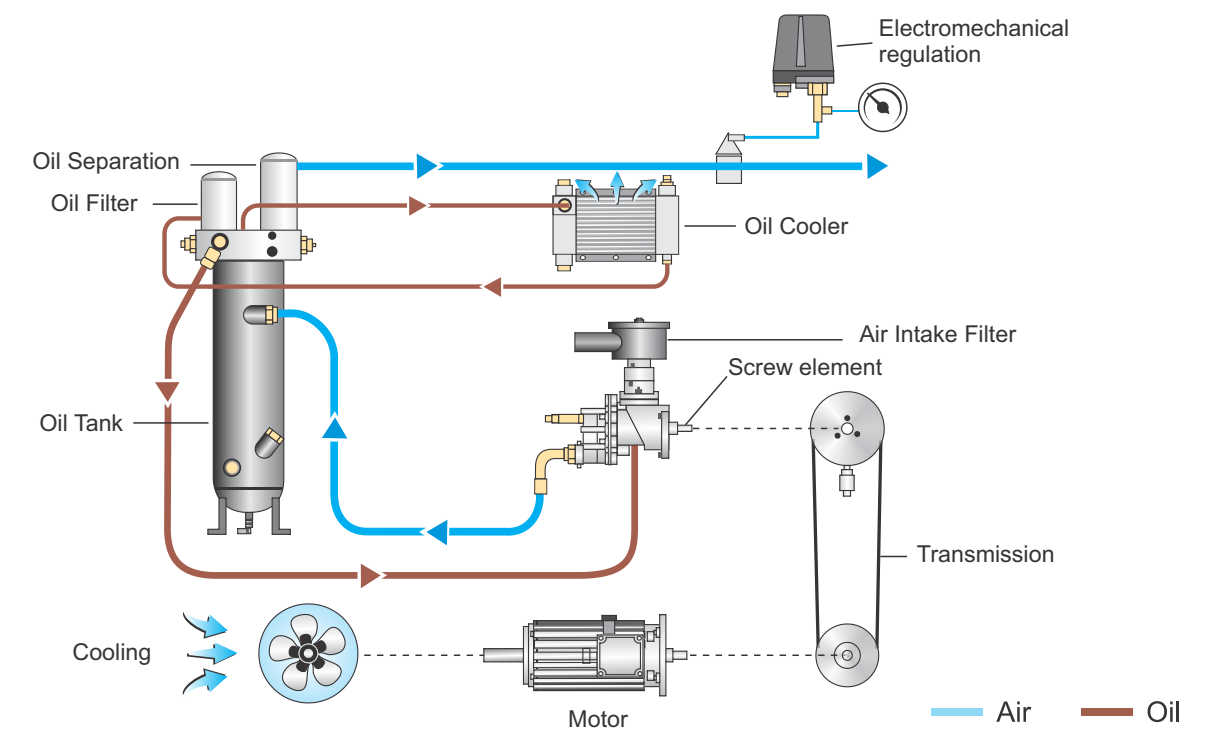
A Complete Compressed Air Package - CPM TMD



A complete system in less than 1m²

- Compressor
- Refrigerated Dryer
- Integrated Tank
- No interconnection piping required
- Pre- Wired
- Low pressure drop
- No installation cost
- Less chance for leakages
- Machine with first fill oil

Flow Diagram



Technical Data

Model	in bar G	HP	kW	Cu. m/min	CFM	dB (A)	Weight in kg.	Weight for TMD	L W H in m.m.
CPM 3	10	3	2.2	0.24	8	61	175	209	1420
CPM 4	10	4	3	0.32	11	61	175	209	x 550
CPM 5	10	5.5	4	0.48	17	62	176	210	x 1280
CPM 7	10	7.5	5.5	0.6	21	65	182	216	

- Note : 1. Unit performance measured according to ISO 1217 Ed 3 Annex C. 1996.
 2. Noise level measured according to ISO2151 / Pneurop / CAGI PN8NTC2.
 3. All models available with 200 L receiver tank
 4. All models available with optional Refrigerated dryers (suffix D)
 5. Maximum working pressure for machines with dryer is 9.75 bar